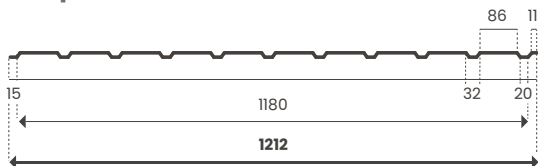




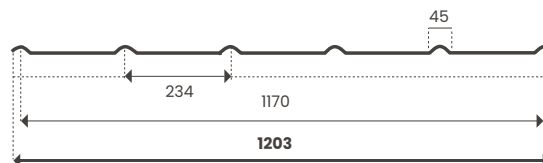
Blachy trapezowe

	FP 6	FP Tom 15	FP 18	FP 18B	FP 35
Wysokość profilu	6 mm	15 mm	18 mm	18 mm	35 mm
Szerokość całkowita	1212 mm	1203 mm	1178 mm	1120 mm	1110 mm
Szerokość efektywna	1180 mm	1170 mm	1139 mm	1072 mm	1065 mm

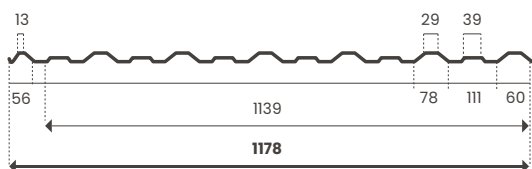
Trapez FP 6



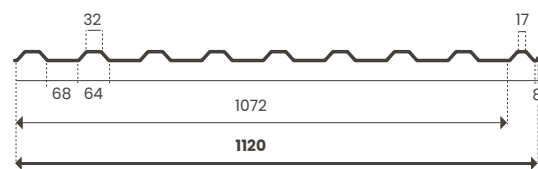
FP Tom 15



Trapez FP 18



Trapez FP 18B



Trapez FP 35

